



■ Features :

- True sine wave output (THD<3%)
- Power ON-OFF switch
- Input voltage range: -15% ~ +25%
- Output voltage regulation:-10 ~ +4%
- Load control cooling fan
- Tri-color indicators display input voltage & output load level
- Protections: Bat. Low alarm/Bat. Low shutdown/Over voltage/Over temp./Output shout/Input polarity reverse/Over load.
- Topology: Microprocessor
- Approvals: UL/ e13/ CE/ FCC
- 2 years warranty



SPECIFICATION

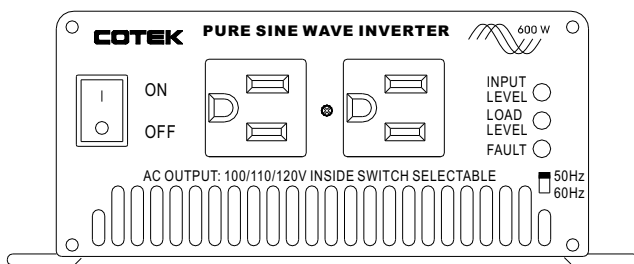
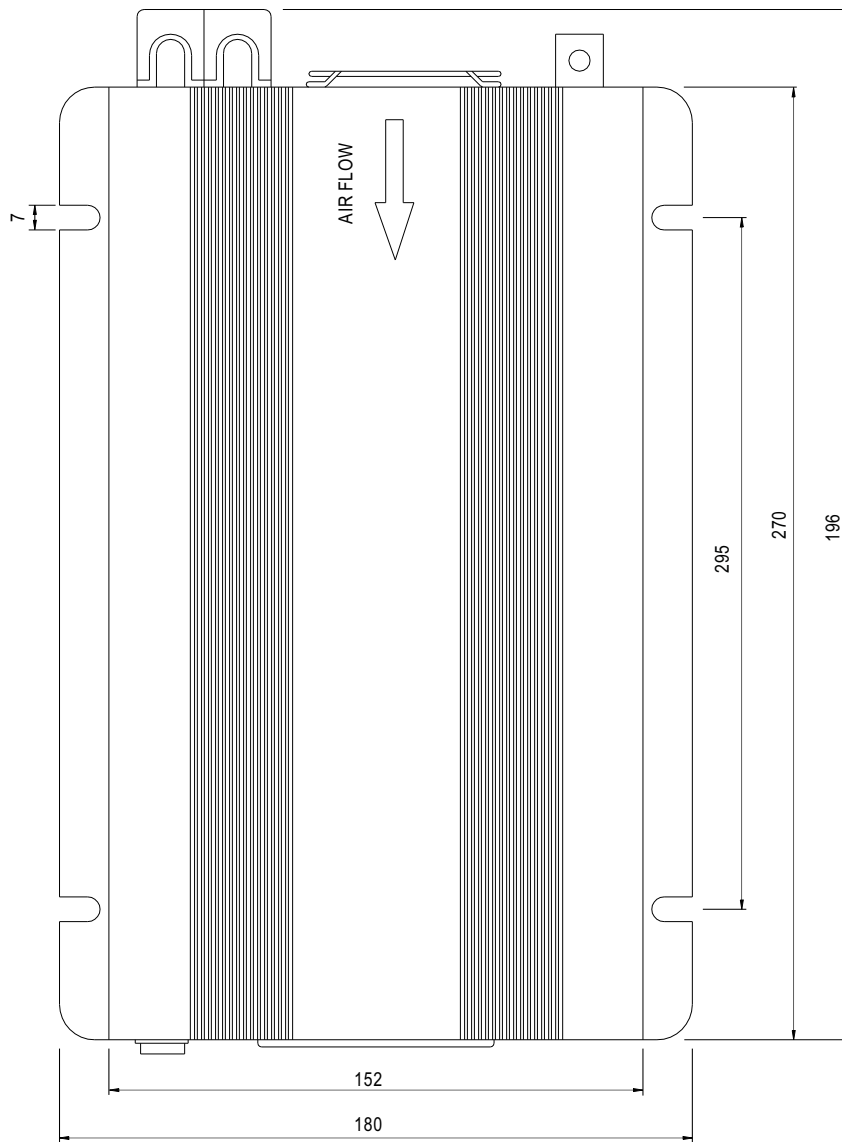
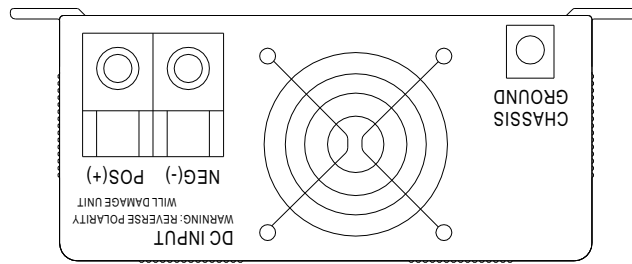
ORDER NO.	S600-112B2	S600-124B2	S600-148B2	S600-212E3	S600-224E3	S600-248E3	
OUTPUT	SAFETY MODEL NO.	S600-112	S600-124	S600-148	S600-212	S600-224	S600-248
	AC RATED VOLTAGE	110V	110V	110V	220V	220V	220V
	AC VOLTAGE	100 / 110 / 120 selectable by DIP switch			220 / 230 / 240 selectable by DIP switch		
	RATED POWER	600W					
	SURGE POWER	800W					
	WAVEFORM	True sine wave (THD<3%)					
	FREQUENCY	60Hz±0.1%			50Hz±0.1%		
	AC REGULATION	-10~+4%			-10~+4%		
	STANDARD RECEPTACLES	TYPE-2* 2ea			TYPE-3* 1ea		
LED INDICATOR	Input voltage level, output load level and fault status						
INPUT	DC CURRENT	60A	30A	15A	60A	30A	15A
	NO LOAD CURRENT DRAW	0.87A	0.43A	0.23A	0.83A	0.43A	0.22A
	DC VOLTAGE	12V	24V	48V	12V	24V	48V
	VOLTAGE RANGE	10.5 ~ 15VDC	21 ~ 30VDC	42 ~ 60VDC	10.5 ~ 15VDC	21 ~ 30VDC	42 ~ 60VDC
	EFFICIENCY (Typ.)	87%	90%	92%	90%	93%	94%
	DC CONNECTOR	None					
	FUSE	35A* 2	20A*2	10A*2	35A*2	20A*2	10A*2
PROTECTION	BAT. LOW ALARM	10.5±0.5V	21±1V	42±2V	10.5±0.5V	21±1V	42±2V
	BAT. LOW SHUTDOWN	10±0.5V	20±1V	40±2V	10±0.5V	20±1V	40±2V
	OVER LOAD	>700W Shut down o/p voltage, re-power on to recover					
	OVER VOLTAGE	15~16V	30~32V	60~62V	15~16V	30~32V	60~62V
	OVER TEMPERATURE	85°C ±5°C / 185±40°F, Reset: re-power on					
	OUTPUT SHORT	Shut-off , Reset: re-power on					
BAT. POLARITY	By fuse open						
ENVIRONMENT	WORKING TEMP.	0 ~ 33°C					
	WORKING HUMIDITY	20% ~ 90% RH non-condensing					
	STORAGE TEMP., HUMIDITY	-30~+70°C / -22~+158°F, 10~95% RH					
	TEMP. COEFFICIENT	±0.05% / °C (0~50°C)					
SAFETY & EMC	SAFETY STANDARDS	UL458			-----		
	ISOLATION RESISTANCE	I/P-O/P:100M Ohms / 500VDC					
	EMI CONDUCTION&RADIATION	Compliance to FCC class B			Compliance to EN55022 class B, 72/ 245/ CEE, 95/ 54/ CE		
	EMS IMMUNITY	-----			Compliance to EN61000-4-2,3, ENV50204		
	LVD	-----			Compliance to EN60950		
OTHERS	MTBF	70Khrs min. MIL-HDBK-217F(25°C)					
	DIMENSION	295*180*72mm (L*W*H)					
	PACKING	2.7kg ; 6pcs / 20kg / CARTON					
	COOLING	by fan, ≥ 200W fan ON; ≤ 150W fan OFF					
	APPLICATIONS	Home appliance, Power tools, Office and Portable equipment, Vehicle and Yacht ...etc.					

■ AC Output Receptacles (optional)

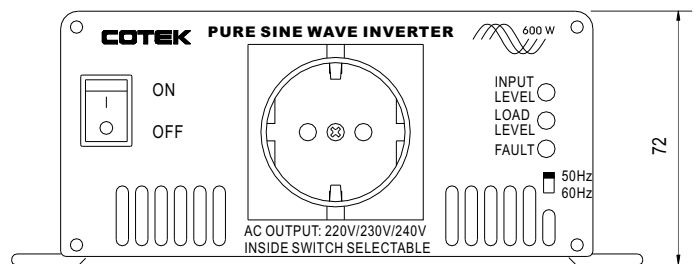
TYPE-1	TYPE-2	TYPE-3	TYPE-4	TYPE-5	TYPE-6
USA	USA	EUROPE	UNIVERSAL	AUSTRALIA	U.K

■ Mechanical Specification

Unit:mm



USA



EUROPE

72